

GV2P14

TeSys GV2 Manual Starter and Protector, thermal magnetic circuit protector, rotary handle, 6 to 10 A, screw clamp

Product availability : Stock - Normally stocked in distribution facility



Main

| | |
|----------------------|------------------|
| Range | TeSys |
| Product name | TeSys GV2 |
| Device short name | GV2P |
| Device application | Motor |
| Trip unit technology | Thermal-magnetic |

Complementary

| | |
|---|---|
| Poles description | 3P |
| Network type | AC |
| Utilisation category | AC-3 IEC 60947-4-1 Category A conforming to IEC 60947-2 |
| Network frequency | 50/60 Hz IEC 60947-4-1 |
| Fixing mode | 35 mm symmetrical DIN rail clipped Panel screwed with 2 x M4 screws) |
| Operating position | Any position |
| Motor power kW | 3 kW at 400/415 V AC 50/60 Hz 5.5 kW at 690 V AC 50/60 Hz 5 kW 500 V AC 50/60 Hz |
| Breaking capacity | 100 kA Icu 230/240 V AC 50/60 Hz IEC 60947-2 100 kA Icu at 400/415 V AC 50/60 Hz conforming to IEC 60947-2 100 kA Icu at 440 V AC 50/60 Hz conforming to IEC 60947-2 50 kA Icu at 500 V AC 50/60 Hz conforming to IEC 60947-2 6 kA Icu at 690 V AC 50/60 Hz conforming to IEC 60947-2 |
| [Ics] rated service short-circuit breaking capacity | 100 % 690 V AC 50/60 Hz IEC 60947-2 100 % 500 V AC 50/60 Hz IEC 60947-2 100 % 230/240 V AC 50/60 Hz IEC 60947-2 100 % 440 V AC 50/60 Hz IEC 60947-2 |

* Price is "List Price" and may be subject to a trade discount – check with your local distributor or retailer for actual price.

100 % at 400/415 V AC 50/60 Hz conforming to IEC 60947-2

| | |
|---|---|
| Control type | Rotary knob |
| Line Rated Current | 10 A |
| Thermal protection adjustment range | 6...10 A |
| Magnetic tripping current | 138 A |
| [Ue] rated operational voltage | 690 V AC 50/60 Hz IEC 60947-2 |
| [Ui] rated insulation voltage | 690 V AC 50/60 Hz IEC 60947-2 |
| [Ith] conventional free air thermal current | 10 A IEC 60947-4-1 |
| [Uimp] rated impulse withstand voltage | 6 kV IEC 60947-2 |
| Power dissipation per pole | 2.5 W |
| Mechanical durability | 100000 cycles |
| Electrical durability | 100000 cycles for AC-3 at 440 V |
| Maximum operating rate | 25 cyc/h |
| Rated duty | Continuous IEC 60947-4-1 |
| Connections - terminals | Screw clamp terminals 2 cable(s) 1...6 mm ² solid Screw clamp terminals 2 cable(s) 1.5...6 mm ² flexible without cable end Screw clamp terminals 2 cable(s) 1...4 mm ² flexible with cable end |
| Tightening torque | 1.7 N.m on screw clamp terminals |
| Suitability for isolation | Yes IEC 60947-1 |
| Phase failure sensitivity | Yes IEC 60947-4-1 |
| Height | 3.50 in (89 mm) |
| Width | 1.77 in (45 mm) |
| Depth | 3.82 in (97 mm) |

Environment

| | |
|---------------------------------------|--|
| Standards | EN/IEC 60947-2 EN/IEC 60947-4-1 UL 60947-4-1 CSA C22.2 No 60947-4-1 |
| Product certifications | IECEE CB Scheme UL CSA CCC EAC ATEX BV LROS (Lloyds register of shipping) DNV-GL RINA |
| Protective treatment | TH |
| IP degree of protection | IP20 conforming to IEC 60529 |
| IK degree of protection | IK04 |
| Ambient air temperature for operation | -4...140 °F (-20...60 °C) |
| Ambient air temperature for storage | -40...176 °F (-40...80 °C) |
| Fire resistance | 1760 °F (960 °C) IEC 60695-2-1 |
| Operating altitude | 2000 m |

Ordering and shipping details

| | |
|-----------------------|------------------------------------|
| Category | 22367 - MANUAL STR PROTECTOR - GV2 |
| Discount Schedule | I11 |
| GTIN | 00785901832577 |
| Nbr. of units in pkg. | 1 |
| Package weight(Lbs) | 0.76 lb(US) (0.34 kg) |
| Returnability | Yes |
| Country of origin | TH |

Packing Units

| | |
|------------------------|---------------------------|
| Unit Type of Package 1 | PCE |
| Package 1 Height | 1.97 in (5 cm) |
| Package 1 width | 3.70 in (9.4 cm) |
| Package 1 Length | 3.94 in (10 cm) |
| Package 2 Weight | 15.11 lb(US) (6.852 kg) |
| Package 3 Weight | 274.65 lb(US) (124.58 kg) |

Offer Sustainability

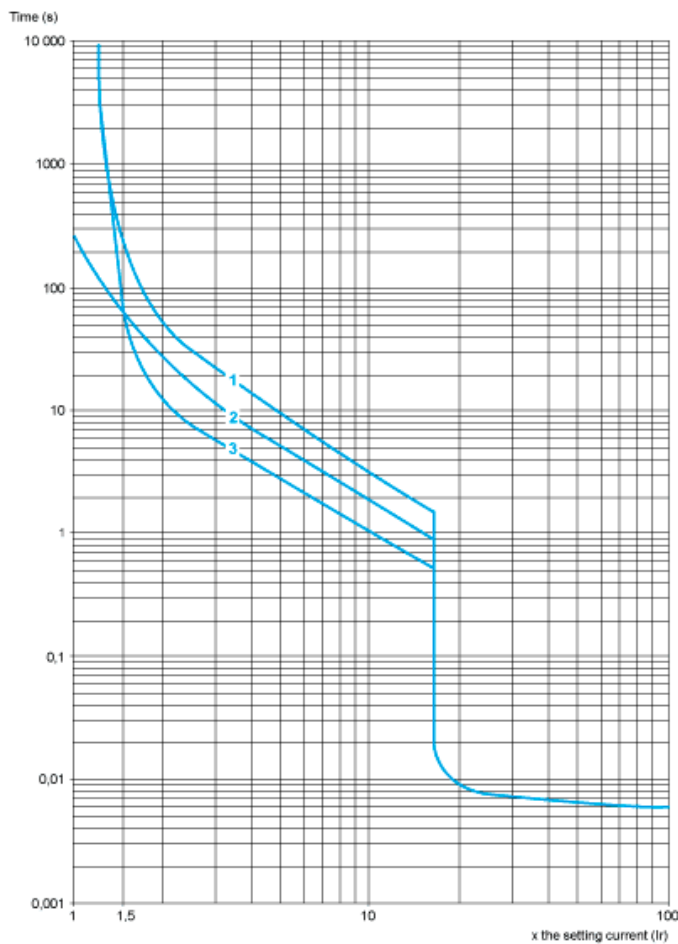
| | |
|----------------------------|---|
| Sustainable offer status | Green Premium product |
| California proposition 65 | WARNING: This product can expose you to chemicals including: Antimony oxide & Antimony trioxide, which is known to the State of California to cause cancer. For more information go to www.P65Warnings.ca.gov |
| REACH Regulation | REACH Declaration |
| EU RoHS Directive | Compliant EU RoHS Declaration |
| Mercury free | Yes |
| RoHS exemption information | Yes |
| China RoHS Regulation | China RoHS declaration Product out of China RoHS scope. Substance declaration for your information. |
| Environmental Disclosure | Product Environmental Profile |
| WEEE | The product must be disposed on European Union markets following specific waste collection and never end up in rubbish bins. |

Contractual warranty

| | |
|----------|-----------|
| Warranty | 18 months |
|----------|-----------|

Thermal-Magnetic Tripping Curves for GV2ME and GV2P

Average Operating Times at 20 °C Related to Multiples of the Setting Current



- 1 3 poles from cold state
- 2 2 poles from cold state
- 3 3 poles from hot state

Current Limitation on Short-Circuit for GV2ME and GV2P (3-Phase 400/415 V))

Dynamic Stress

$I_{peak} = f(\text{prospective } I_{sc}) \text{ at } 1.05 U_e = 435 \text{ V}$

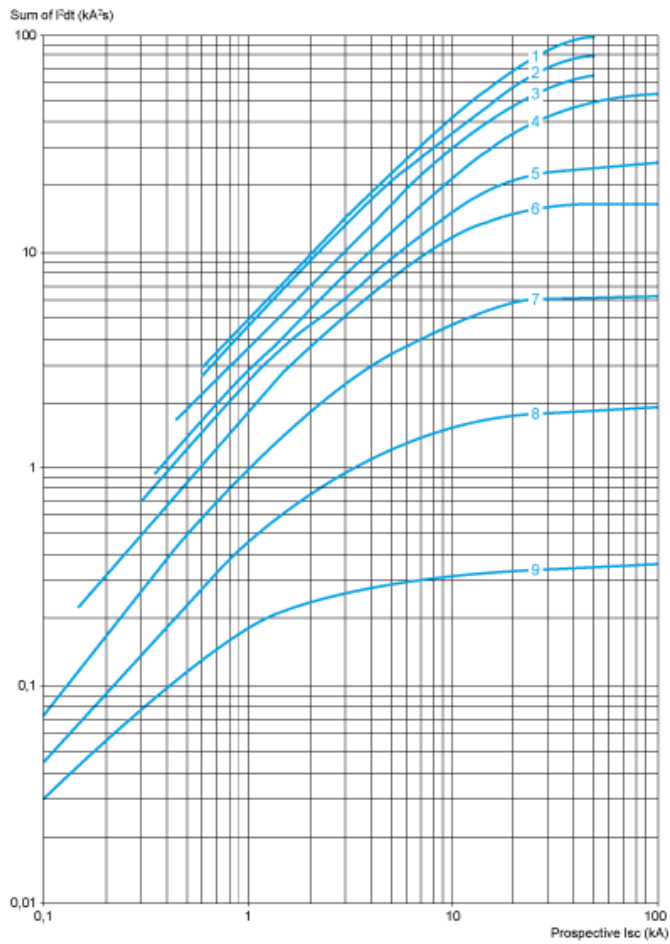


- 1 Maximum peak current
- 2 24-32 A
- 3 20-25 A
- 4 17-23 A
- 5 13-18 A
- 6 9-14 A
- 7 6-10 A
- 8 4-6.3 A
- 9 2.5-4 A
- 10 1.6-2.5 A
- 11 1-1.6 A
- 12 Limit of rated ultimate breaking capacity on short-circuit of GV2ME (14, 18, 23, and 25 A ratings).

Thermal Limit on Short-Circuit for GV2P

Thermal Limit in kA^2s in the Magnetic Operating Zone

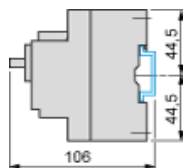
Sum of $I^2dt = f$ (prospective Isc) at 1.05 Ue = 435 V



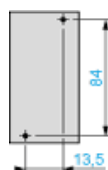
- 1 24-32 A
- 2 20-25 A
- 3 17-23 A
- 4 13-18 A
- 5 9-14 A
- 6 6-10 A
- 7 4-6.3 A
- 8 2.5-4 A
- 9 1.6-2.5 A
- 10 1-1.6 A

GV2P

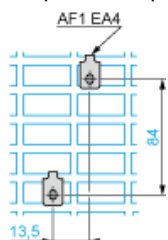
On rail AM1 DE200, ED200 (35 x 15)



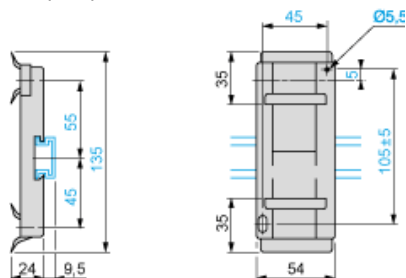
Panel mounted



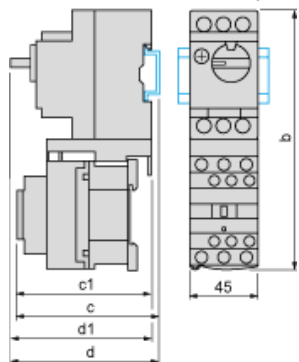
On pre-slotted plate AM1 PA



Adapter plate GK2AF01



Combination GV2P + TeSys d contactor

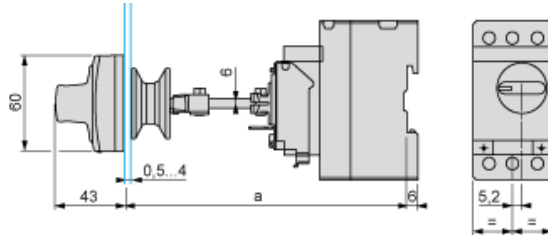


| GV2P + | LC1D09...D18 | LC1D25 and D32 |
|--------|--------------|----------------|
| b | 176.4 | 186.8 |
| c1 | 100.1 | 106.4 |

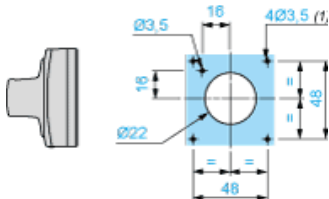
| | | |
|--------|--------------|----------------|
| GV2P + | LC1D09...D18 | LC1D25 and D32 |
| c | 105.6 | 111.9 |
| d1 | 95 | 95 |
| d | 100.5 | 100.5 |

Mounting

Mounting of External Operator GV2APN01, GV2APN02 or GV2APN04 for Motor Circuit Breakers GV2P

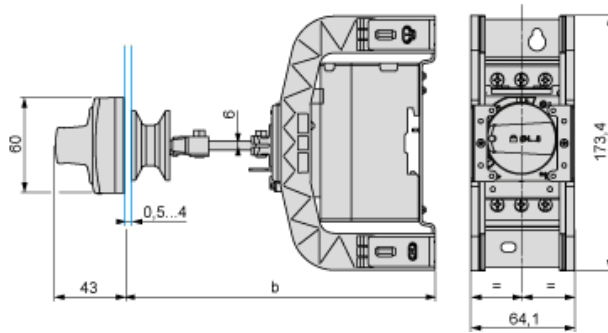


Door cut-out



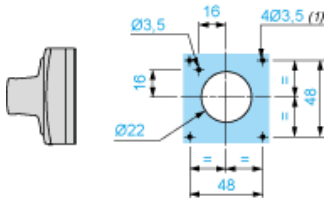
(1) For IP65 only.

Mounting of External Operator GVAPH02 for Motor Circuit Breakers GV2P



| | a | | b | |
|------------------------------|---------|---------|---------|---------|
| | Minimum | Maximum | Minimum | Maximum |
| GV2APN.. | 140 | 250 | – | – |
| GV2APN.. + GVAPH02 | – | – | 151 | 250 |
| GV2APN.. + GVAPK11 | 250 | 434 | – | – |
| GV2APN.. + GVAPH02 + GVAPK11 | – | – | 250 | 445 |

Door cut-out



(1) For IP65 only.

GV2P••

